

November 2012

## Recovery of end-organs and improved mortality in adult patient on ECMO.

Hitoshi Hirose  
*Thomas Jefferson University*

Joshua Wong  
*Thomas Jefferson University*

Vei Shaun Siow  
*Thomas Jefferson University*

Thomas N. Smith  
*Thomas Jefferson University*

Harrison Pitcher  
*Thomas Jefferson University*

Follow this and additional works at: <https://jdc.jefferson.edu/surgeryfp>

See next page for additional authors



Part of the [Surgery Commons](#)

[Let us know how access to this document benefits you](#)

---

### Recommended Citation

Wong JK, Siow VS, Smith TN, Pitcher H, Bogar L, Hirose H, Cavarocchi NC. Recovery of end-organs and improved mortality in adult patient on ECMO. Presented at the 58th Annual Conference American Society of Artificial Organs. San Francisco, CA. June 13-16, 2012.

This Article is brought to you for free and open access by the Jefferson Digital Commons. The Jefferson Digital Commons is a service of Thomas Jefferson University's [Center for Teaching and Learning \(CTL\)](#). The Commons is a showcase for Jefferson books and journals, peer-reviewed scholarly publications, unique historical collections from the University archives, and teaching tools. The Jefferson Digital Commons allows researchers and interested readers anywhere in the world to learn about and keep up to date with Jefferson scholarship. This article has been accepted for inclusion in Department of Surgery Faculty Papers by an authorized administrator of the Jefferson Digital Commons. For more information, please contact: [JeffersonDigitalCommons@jefferson.edu](mailto:JeffersonDigitalCommons@jefferson.edu).

---

**Authors**

Hitoshi Hirose, Joshua Wong, Vei Shaun Siow, Thomas N. Smith, Harrsion Pitcher, Linda Bogar, and Nicholas C. Carvarocchi



# Recovery of End-Organs and Improved Mortality in Adult Patients on ECMO

Joshua Wong, Vei Shaun Siow, Thomas N. Smith, Harrison Pitcher, Linda Bogar, Hitoshi Hirose, Nicholas C. Cavarocchi  
 Division of Cardiothoracic Surgery, Thomas Jefferson University, Philadelphia, PA

## Background

Extracorporeal Membrane Oxygenation (ECMO) is a method of directly oxygenating and removing carbon dioxide from the blood in in patients that require pulmonary and/or cardiac support. Frequently used in the pediatric population, its use is increasing in the adult population. We sought to objectively measure End-Organ function of patients on ECMO using clinical laboratory values as well as to evaluate the correlation of commonly used critical care scoring systems at predicting survival.

## Methods

This is and IRB-approved, retrospective review of 28 patients that were placed on ECMO between October 2010 and December 2011. Demographic, pre- and post-ECMO laboratory values and mortality scores (SAPSII/APACHEII/SOFA) as well as complication data was collected and calculated. Our data was analyzed using STATA 12 and statistical significance was set at  $p=0.05$ .

## Results

Twenty-three patients (82%) were placed on venoarterial (VA) and 3 (10.7%) on venovenous (VV) ECMO. The cohort had a median age of 45.5 years (range 17-68), 15 (54%) were male, 12 (42%) were Caucasian, 12 (43%) were African-American and 4 (14%) were Asian. Twenty-two patients (73%) were successfully weaned off ECMO. Model for End-Stage Liver Disease (MELD) and PaO<sub>2</sub>/FiO<sub>2</sub> ratios improved significantly on patients with liver dysfunction and acute respiratory distress syndrome (ARDS). Lactate levels were also found to improve significantly in patients on ECMO. There was no significant change in renal function for the entire cohort as measured using serum creatinine. Predicted mortality using SAPSII and APACHEII scoring systems decreased for our entire cohort patients, however, SOFA scores were not significantly different pre-and post-ECMO. However, these scores did not correlate with successful ECMO wean or patient survival. Complications occurred in 20 (71%) of our patients, the most common being bleeding (46%). Naturally, there were higher rates of complications in patients who died (80%) versus those who survived (62%). In a subgroup analysis of 11 patients that were successfully weaned off ECMO to recovery, although complications occurred a higher rate (82%), 9 patients (82%) survived to discharge.

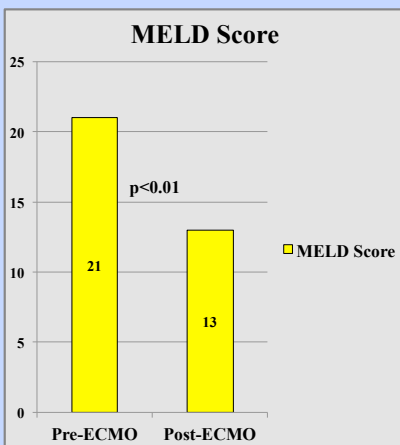


Figure 1: Pre- and post-ECMO MELD score

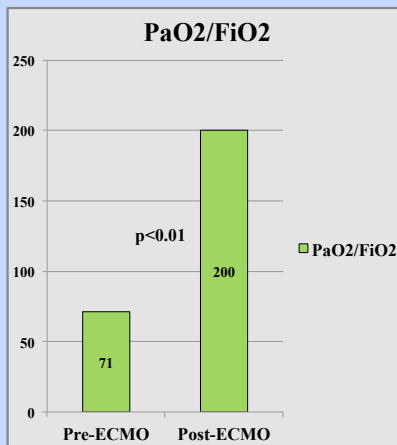


Figure 2: Pre- and post-ECMO PaO<sub>2</sub>/FiO<sub>2</sub> ratio

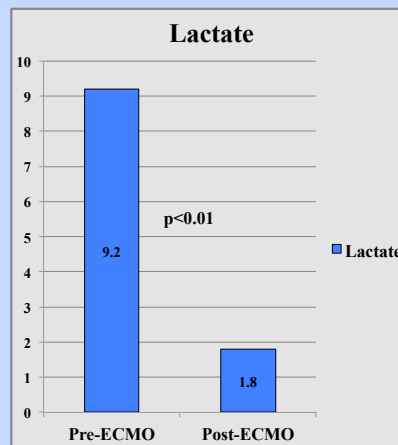


Figure 3: Pre- and post-ECMO lactate

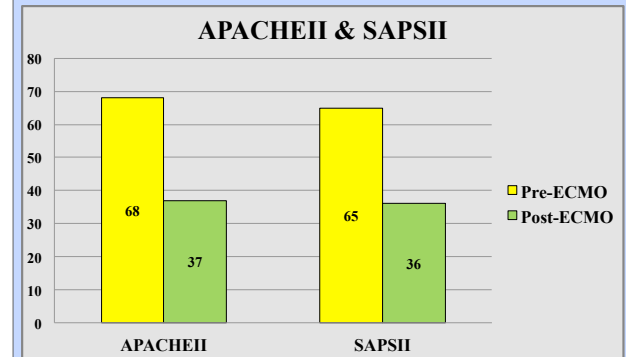


Figure 4: Pre- and post-ECMO APACHEII & SAPSII mortality rate

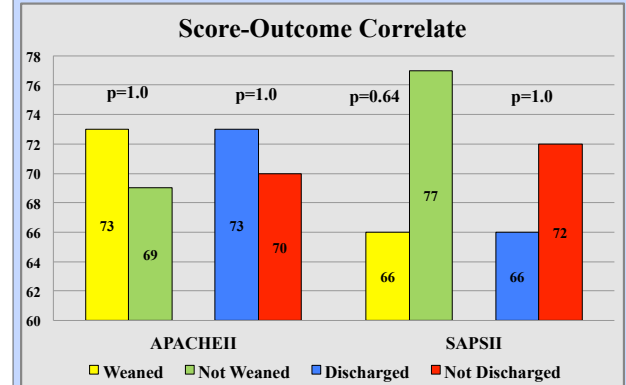


Figure 5: APACHEII & SAPSII predicted mortality and outcome correlation

## Conclusions

End-Organ function recovered on ECMO and conferred decreased mortality. However, commonly used mortality scores did not correlate with survival and are not clinically useful in ECMO patients. The high survival rate despite increased complication rates in patients that were weaned to recovery indicates that the ability to wean is an important predictor of survival.