

Using Learning Analytics to Empower Your Pedagogy

Elif N. Gokbel, Ed.D

Instructional Design Specialist

Academic Commons



Uses Cases for New Analytics:



Low student engagement



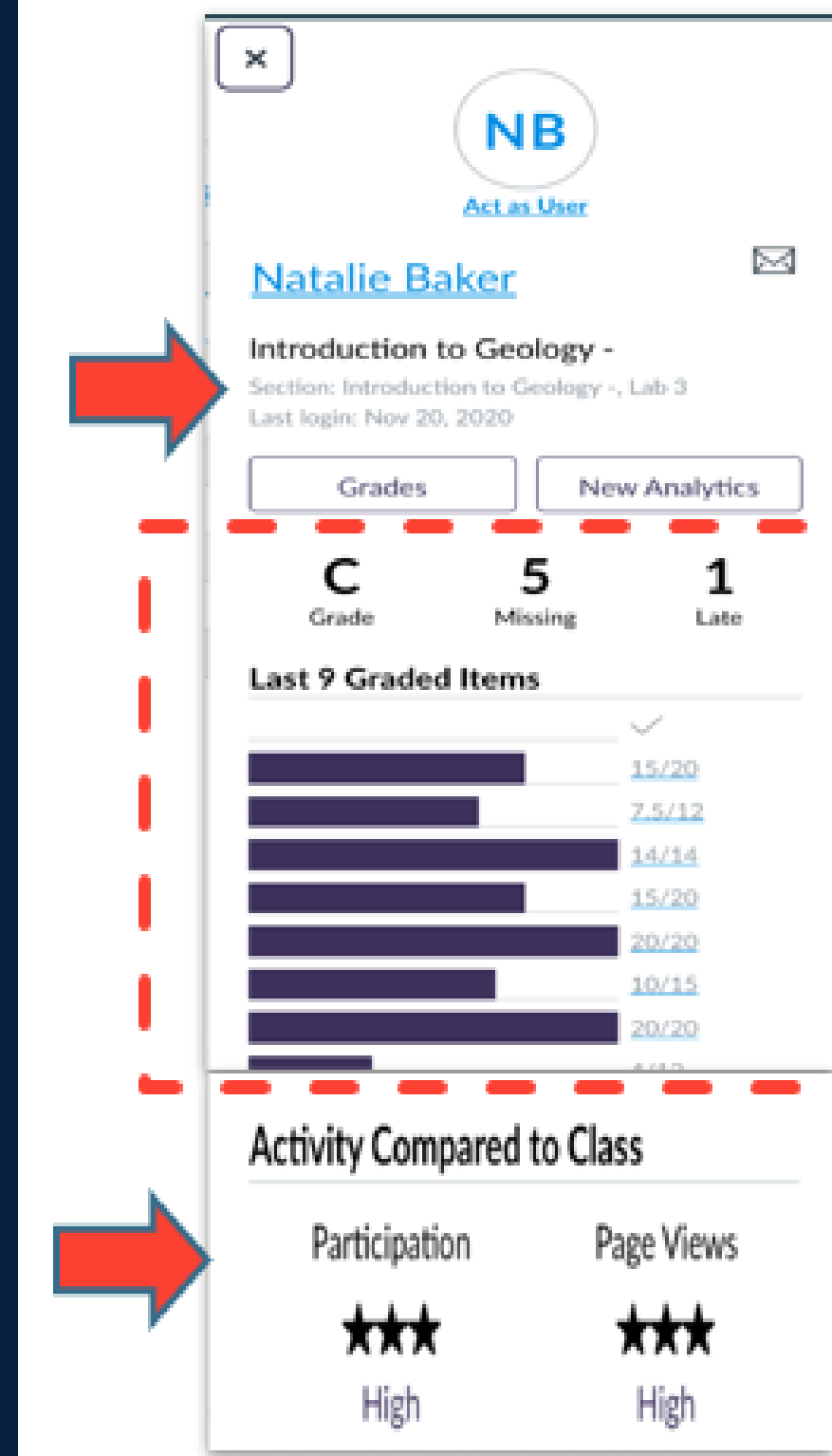
Trying a new quiz or assessment



Positive feedback to students

STUDENT CONTEXT CARDS

What is it? Meant to be a simplified overview of a student's progress



What learning analytics data can I access?

- The last time a student accessed Canvas
- The student's current grade in the course, their last ten graded assignments and the grade the student received on each
- What quartile of the course a student falls into for *Participations* and *Page Views*

BACKGROUND

Definition: Collection and analysis of data about learners and their environments (Siemens, 2013)

Problem: How to maintain and account for student engagement and persistence in the course

Previous research:

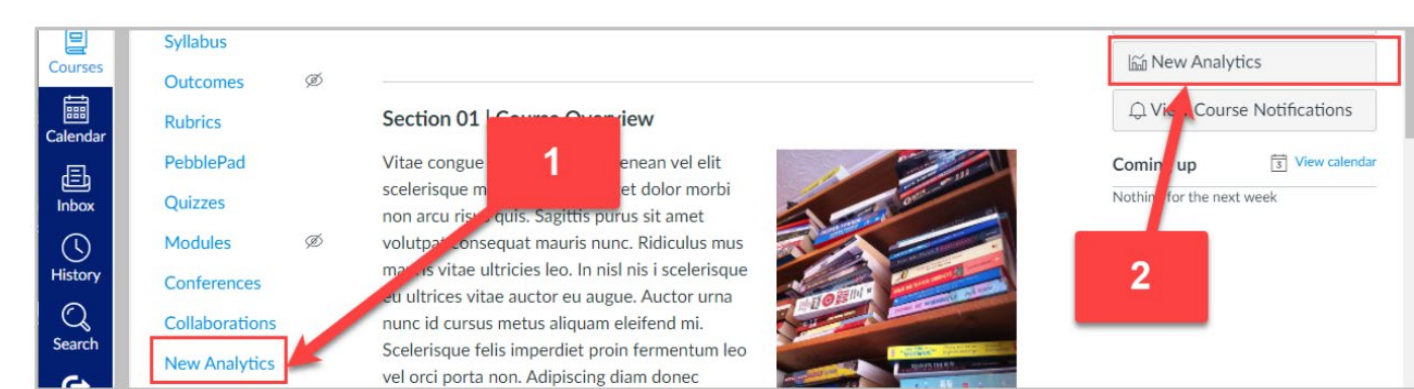
- A direct correlation found between student behavior in an online course and their successful completion of the course (Cerezo et al., 2016)
- The more frequent engagement with the content and assessments in an online course, the better results in achieving learning goals and completing the course (Morris et al., 2005)

The goals:

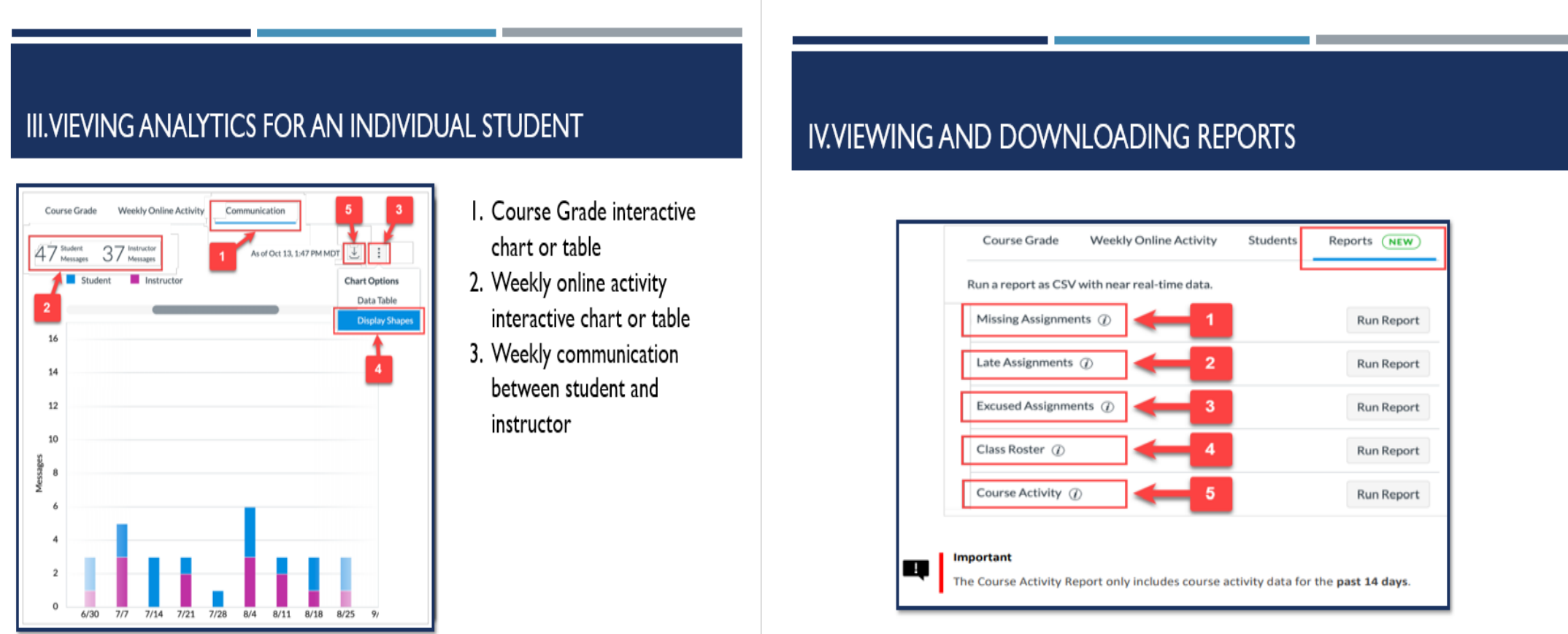
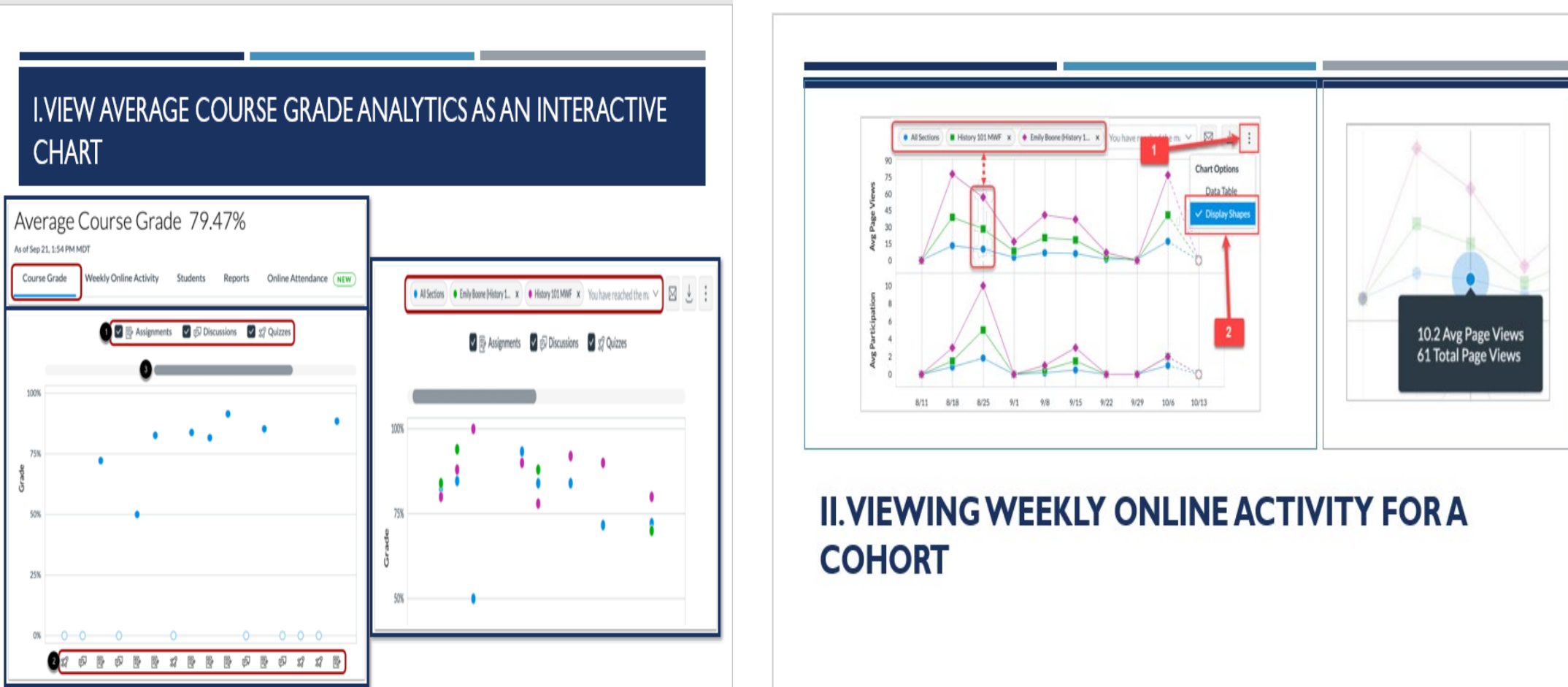
- Explore the analytics tools, New Analytics, Student Context Cards, Quiz statistics and Logs, in Canvas and make sense of the data
- Discuss various ways that you can use learning analytics tools as a means for observing, analyzing, and reflecting on student progress

NEW ANALYTICS

What is it?



What learning analytics data can I access?



Uses Cases for Context Cards:



Patterns between grade and engagement



Email for missing or late assignments



Trends in a student's performance

QUIZ STATISTICS AND LOGS

Quiz Statistics:

- Mean, high score, low score, standard deviation, and average time to completion
- Filter by section and student
- How the class, section or students answered any specific quiz question
- Visualizations and raw data file downloads

Quiz Logs:

- When they started the quiz
- When they answered questions
- Whether they stopped and resumed the quiz *not recommended* as evidence of academic integrity

OTHER DATA SOURCES

- Administrating student surveys at the beginning
- Weekly periodicals
- Live, anonymous feedback form (24/7)
- Mid-semester evaluations
- Learning activities and/or assessments that sit outside of Canvas

Uses Cases for Quiz Statistics:



Achievement of learning objectives



Quiz time expectations



Quiz item analysis statistics



Access issues



Scan for additional information