


1800

Notes from a lecture on Midwifery by Dr. William Shippen, Jr. April 7, 1798; and Clinical Notes from the Pennsylvania Hospital, December 1799-February 1800

Uriah Derickson
Pennsylvania Hospital

Follow this and additional works at: <https://jdc.jefferson.edu/medicalnotebooks>

 Part of the [History of Science, Technology, and Medicine Commons](#), and the [Obstetrics and Gynecology Commons](#)

[Let us know how access to this document benefits you](#)

Recommended Citation

Derickson, Uriah, "Notes from a lecture on Midwifery by Dr. William Shippen, Jr. April 7, 1798; and Clinical Notes from the Pennsylvania Hospital, December 1799-February 1800" (1800). *Medical Student and Faculty Lecture Notes*. 1.

<https://jdc.jefferson.edu/medicalnotebooks/1>

This Article is brought to you for free and open access by the Jefferson Digital Commons. The Jefferson Digital Commons is a service of Thomas Jefferson University's [Center for Teaching and Learning \(CTL\)](#). The Commons is a showcase for Jefferson books and journals, peer-reviewed scholarly publications, unique historical collections from the University archives, and teaching tools. The Jefferson Digital Commons allows researchers and interested readers anywhere in the world to learn about and keep up to date with Jefferson scholarship. This article has been accepted for inclusion in Medical Student and Faculty Lecture Notes by an authorized administrator of the Jefferson Digital Commons. For more information, please contact: JeffersonDigitalCommons@jefferson.edu.

Joseph H. ...

Ulrich Derickson
Ejus. Liber.

More: - Aug^t Continent - N. Grade Ducksilver

1²/₃ Whubard 2^d Ethel 2^d. Put them together
about five minutes and the Glauber will en-
tirely disappear, then add the Soda.

A List of Books left in the care of Maria Coombs
March 7th 1800. -

• Cullen's Practice - 2 volumes

Youngs Latin English - 2

& English Latin Dictionary 1 vol.

Well on Others - 1 do

Annals on the Church - 1 do

Leuchpipers Physician - 1 do


& a Lottery Ticket No. 404 -

in the Cotton edmill Lottery -

Wilmington

— Jac of Droom


W. H. D. Jackson



Midwifery
By D^r Shippen

618.2

Sh 6



LIBRARY

PRESENTED BY

HARRY STUCKERT, M.D.

1. The connection between the Child and the Mother is formed by the Placenta. when the impregnated ovum has come down into the Uterus, it floats about in that cavity for a while, but an Exudation of a viscid matter taking place both from the Ovum and Uterus ~~and~~ a Substance is formed, into which the Vessels of Uterus shoot forth and Vessels are sent from it to the Foetus this Substance with the Intertexture of Vessels forms the Cake, adhering to no Uniform part of the Uterus but most commonly to one side of its Fundus, being connected to the surface of the Uterus by a glutinous matter poured out from the latter, which becomes the membrana decidua - from the edge of the circular Cake, all around proceeds two Membranes the chorion and amnion - forming with the Cake a complete Investment for the Child.

12576

2) Child, - The Vessels of the Mother and Foetus are not continuous the former deposit Blood in the Spongy Substance of the cake, from whence it is absorbed by Branches which unite in One Trunk called the Umbelical vein, this Blood after going through the Foetal Circulation is Returned by two Arteries and again deposited in the Cake.

In a well formed Pelvis the diameter of the Brim from side to side is from $4\frac{1}{2}$ to $5\frac{1}{2}$ Inches - the Reverse below the depth behind six before two and at the sides four - In a natural Labour the head of the Child by making corresponding turns suits itself to the shape of the Pelvis - but the Pelvis is often distorted when after Long and hard efforts, the Head cannot be forced into the Pelvis - Some fault in this is to be suspected and Examined into Immediately for if the Pelvis be well formed, we may wait a long time to let the Child be delivered by

The efforts of the Mother - but if we find the Pelvis ³ greatly distorted we ought Immediately to diminish the Head and Extract by pieces.

When the woman has come to her full time, the approach of Labour is Generally Indicated by a falling of the Uterus - from the upper part of the abdomen an increased care and Rigidity in walking - a softness of the Mammae - a softness and swelling of the Labia Exteriora a Mucus discharge from the Vagina, and if this is somewhat tinged with Blood, it affords One of the most decisive marks of approaching Labour.

The pains of Labour proceeds from the pressure of the Head of the Child, now descending down the Os Uteri - this Pressure Stimulated by distention, produces a spasm in the Os Uteri which is Reverberated from the Body.

4. of the Uterus, and the Muscles of the Abdomen - the pains may be considered of two kinds, the Prefaging, and the true Labor pains. The prefaging are those efforts made by the womb and Muscles, with the Pressure of the Head to dilate the Orifice. They are not so violent as the true Labor pains, they continue till the Orifice is Opened; which considering the firmness of it, must be a work of some time, Especially in a first Child Birth, and the time will be longer according as the Woman is of a dense or Rigid Fibre. and until the Orifice is dilated so that the Membranes begin to protrude. True Labor cannot be said to come on. There are three Essential Qualifications in the midwife Delivery - Sympathy & Patience - the utmost delicacy in words and Behaviour is of great Importance, it is a sacrifice of feeling to a Lady to admit a man into the Room during Labor, and nothing but the Violence of Pain, and fear of death could prevail on her, to let him touch her - our Sympathy and Tenderness is a great -

5. Consolation to them under pain. The necessity of Patience may be Inferred from this, that there is not one in a thousand Cases in which the Child could not be happily delivered in time by the Labor pains alone. I have attended a Woman in Labor from Monday till Saturday night and then had the pleasure to see the Child delivered, well, and the mother safe. I was once in a situation the most distressing that a Practitioner can Experience. the pains were violent and tedious. & the Woman herself, and all the attendants were importunate for me to Relieve the mother by destroying the Child, and on my Refusal declaring the Misfortune if any should arise, should be laid at my door, my only Reply was that I would save both, and during every five minutes, I felt the Pulse to see if I could with safety venture any farther. at length after a most painful suspense

6) of many Hours, the Child was happily delivered, and the Mother
in a good State, The Only modification I now had, was
to see that they were all very much Affamed of themselves.
In the first Child birth the woman finds the presaging pains
Intolerable Enough, and sends for a Physician, but after
having Once experienced the more violent true Labor pain she
is more Inattentive to the Presaging, bears them Patiently, knows
they are not sufficient for the Birth, when called upon in
this Early stage, we ought not to Proceed as if Labor had
Really come on, but having Ascertained that the pains are only
Presaging, we may Pronounce all safe Promising to call again
in an hour, or two, and thus keep an attentive Eye to the Progress
of the Pains, till true Labor comes on, for if we Proceed Imme-
diately on the commencement of the Presaging pains we shall
have the discredit of a Long labor--during the Progress of these
pains, the Woman is sitting up Generally, Occasionally lying down

7) to take a Little rest, when the pains become Violent, and we
suppose true Labor is beginning, we must Request Our Patient
to lie down--as if for the purpose of greater care. The office of
Touching is then to be performed in the most delicate Manner
possible--We ought first to Exclude all Lights, as much as Circum-
stances will admit by putting the candle out of the Room, or
by darkening the windows, this is not to be done in an Osten-
tationous manner, but by a Hint to the Nurse. The Woman will
then submit to be Touched much more Readily, than while
there is a glare of Lights in the Room--then sitting down by the
foot of the Bed, and having a Cup of Hogstard, or sweet Oil to
Lubricate the Fingers, we must Introduce the Hand Under
the Clothes, and waiting for a pain Gently carry the hand up the
Vagina, and Introduce the Finger, while the Pain renders
the Woman nearly Insensible of what is Passing. If we find
the Os Time dilated, and the Membranes Protruding, we--

8) may pronounce the Labor fairly come on - we Ascertain whether the Presentation is Natural, and dwell much on the Felicity of that Circumstance, and do every thing to console and Encourage the patient under her pains, for it is to be Remembered that in this State we can give no other aid than to support the Patient, and leave the Rest to Natural Efforts We ought however to avoid any Pointed prognostic respecting the duration of the delivery, for however fair appearance may be, it is Impossible to predict the time certainly within an Hundred pains an Expression must therefore be General that all things are Right, that the delivery will be happy &c. But though we are of no Assistance by Manual assistance yet the Woman believes we are Helping her, and it is proper to Encourage the Idea by frequently Introducing our Fingers and Examining the Progress of the Birth and in some cases a small Assistance may be given by Endeavoring with the Fingers to Assist Nature in turning the Head to a proper situation in the Prim-

9) of the Pelvis: When the Preparing pains are long Continued and prove of little effect in dilating the Os. Since or the true Labor pains are too weak, or continue a long time Exhausting the Woman, and gaining but little distance, it will be very Proper to give 30 or 40 drops of Laudanum to give vigor to the pain, or to suspend them for a while. Procure Refreshment, and enable them to Return with sufficient force. but the Constant practice of giving Laudanum on all Occasions when the pains are somewhat protracted - is very Injurious, the situation and Vigor of the Patient must be a direct director and sometimes when there is Very great Fullness, bleeding is usefull, and the pains will therefore be Rendered more Effectual, and the parts distend more easily. The Position of the Patient is Generally on the Left side the Back to the Side of the Bed, and low down towards the foot, the feet being placed against the Post - Her Legs drawn up, and a Pillow between her Knees doubled -

10) A Towel is fastened to the other side of the Bed and Reaching towards the woman, so that by Bending a little forwards, she may hold by it with her Hands. A Sheet is folded in four and Layed under the Under Sheet of the Bed where the Woman is Afterwards to lie. This will prevent the Bed Lining being Injured. A Sheet and Blanket folded in four are laid on the Under Sheet of the Bed near the Foot where the Breech is to be placed in delivery. A Portion of the Sheet hanging down over the foot to cover the Lap of the accoucheur, and Receive the Child. The Shift that is to be worn after delivery, must now be on, but folded up out of the way of getting wet, pinned Round the Belly, and a Broad Bandage over it to give Strength to the Abdomen. As the continuing in any Position for a long time, is very Tiresome, the Woman may be allowed now and then to change it, and even to get up at any time -

11. Before the head of the Child begins to form in Perinio, and the Occiput to Protrude under the Pubis, but the Woman must be carefull not to stay up too Long. When the Labor is so far advanced that the Head can be readily felt by the hand, and the Tumor in Perinio is formed, we can begin to be of material use in the Delivery, by catching the pains and Assisting them by gently moving the Head, and Pulling it. The Perino is very subject to Laceration at this moment and the Palm of one hand must Support this during Every pain, by an Equable pressure, even at the Risk of Retarding the Labor a few pains, and Suffering the Forehead to slide down on our hands, when the head is free from the Pelvis, by raising it a little we Expedite the passage of the jaw along the Sacrum, & by gently turning the Head and neck, we may assist the Shoulders to make the proper turns in the Pelvis, and thus by cautiously aiding the pains & Encouraging.

12) The woman to be patient, a Natural delivery is at length effected. The Child is then, wrapped in a warm covering, and the Navel String cut, This must not be done too hastily - for during a few minutes after the Birth, and until the Lungs have become fully dilated; The Infant is Indebted to the Cord for its circulation, it may if Respiration does not immediately commence, be irritated to cry, and make use of its Lungs. two Ligatures are then applied, one at about the distance of an Inch from the Child, and the cord cut between them by Scissors, laying it on the Hand - to Receive the Blood, that it may not fall on the clothes. The Child is wrapped in a Blanket, and laid on a Chair by the fire. D. The extraction of the Placenta must be done very carefully (pulling) but very little on the Cord, when the pains are at the same time, or even when the placenta has come down into the Hand, it must not hastily be drawn, for the membranes sometimes adhering about

13) The Orifice of the womb will detain some portion of the Cake in the Vagina, and here have sometimes arisen fatal Mortifications. The Hand is therefore to be put up gently by the Side of the Cake to the Os Uteri, to see if any Portions adhere. it is then thrown into into the Barrow. In one Case from the woman's obstinate Refusal to Lye down I was prevented extracting the Placenta - until the Uterus was so closely shut that I was obliged to leave it in, at the end of a week - it came away as Fresh as if first delivered with the Child, the Woman died two days afterwards, but I believe her Anxiety on account of the Accident was the sole cause, and that had her mind less easily affected, she would have received no Injury. This case determined me never to leave the Placenta - up. A dry cloth but not warm is applied to the Parts the folded Sheet & Blankets removed, the Shift let down, and a Bandage applied to the Belly and Limbs, if the woman is very Weak and faint -

14) She may lie a few minutes in this Situation to Recover
and then drawn up into the Bed which is incomparably
better, than the dangerous Method of having the Woman
get out of Bed, till it is prepared for her.
If it is a first Birth the parts soon Recover their
former Size, and the cessation of pain soon induces
easy Sleep. but after several Births, the patient
suffers much pain from the slow efforts of the womb
to Contract and Sleep is prevented, we must here give
from 40 to 80 drops of Laudanum, less than 40 is not
to be trusted, the pains are suspended and Refreshing Sleep
ensues. The Ignorance of Nurses often renders it
necessary for the Physician to take on him the office
of Nurse; Also Particularly in giving proper directions
concerning the preparation of the Bed and he should
willingly presume any office of Assistance to the patient
when the Nurse is inadequate to the Task.

15) After the woman has taken several Hours of Refreshing
Sleep, the child being in the meantime dressed, the child
be put to the Breast to Suck if this fails at first, it
should be tryed again soon after. and if the Infant can
be brought to Suck in a few Hours or on the next morn-
ing after the Birth, the danger of Obstructed & Indurated
Breasts will be almost wholly done away.
After the Labor is over the Physician will Retire
into another room, while the Bed is preparing, and
the Woman put in her proper Situation then returning
if he finds his patient in good Spirits and not Exhau-
sted, he may go away contented with the happy Issue.
The Head may present in various manners - as the
face, the Ear, the Back of the Head, and other parts.
these have generally been considered as Cases of great
difficulty, and often Requires Instrumental aid. but
I have always found that by patience & permitting
nature to pursue her own Method

10) all these presentations will become Natural as the Labor proceeds, and Require no Assistance from Instruments. A Breech presentation has also been thought to be an Unfortunate One, but I have learned to Consider it as Wholly Innocent, and the Child may be Evacuated by the Breech in the same manner as by the Head from the Labor pains alone — but if the passage of the Child in this case is tedious, we may Expedite it by passing our hand up the Vagina till we find the Childs Knee, and then getting hold of the Leg with the Fingers, gently draw it down, carrying it in an oblique direction across the Vagina, under the Child untill it is cleared, and then the whole limb may gradually and very cautiously be stretched out to prevent the mortifying circumstance of a Fracture; The other Leg may then with more ease be brought down in the same manner. The case becomes a Footling,

which is Simple, by gently pulling the Feet during the pains by these means the Body is soon delivered, and the Head Only Remains to contend with, but this is frequently a sufficient difficulty the same gentle means — the patient Perseverence, are here necessary as when the Head first presents. Nature may be kindly assisted by a cautious hand but must not be forced. An attempt to Extract hastily while the Head is depending will prove fatal — I have been Obliged to wait 24 Hours with the Body entirely Out, before the Head was delivered and the Birth was Happy in the End. But there are other presentations than those of the Head — as of the Side Back, Belly, Shoulders &c. it is impossible for the Child to be born in this manner, we must in these cases find the Feet. then turn the Child and make it a footling case — it is not here merely Intruding our Fingers into the Vagina and Uterus, the whole hand and arm must enter. and often one Hand —

18) must be carried up nearly to the Scrobiculus Cordis, to get the feet, one foot alone will answer making a Half Breeching, but both are better, I having found the feet, the Child turns very easily in the Uterus. But I have sometimes had my arm and Hand so compressed by the Vagina and Uterus as to deprive me of the power of moving it (or even a pin) and I have then been obliged to withdraw my hand - and dip it, and my Arm into Cold Water for a while to Recover Strength and again Lubricating them Repeated the attempt. Having brought down the Feet, the delivery is as before. The Instruments used in Midwifery may very properly be called Instruments of death, in the hands of 99 out of 100 who use them. It is difficult to define the case in which they are necessary - Doctor Hunter and Doctor Mackenzie would frequently and Publicly declare their Opinion, that no case of Midwifery ever occurs -

19) Which would not by sufficient patience be perfected - by Nature alone. and Doctor Hunter insisted on it, that a Woman in London - from whom seven Children had been taken by destroying them - might by Patience bear a living Child. In one Instance of Labor in this Lady, under his direction, twelve Hours of Strong pain were only able to gain about half an Inch in Distance. The Doctor wished to persist, the patient was in good Strength and Spirits. Yet the Clamours of the attending Women (who are up to any thing, when they set fairly about it) Forced the Doctor to ease the Woman by committing Murder. The Forceps in certain Cases may afford Aid and Relief. but it is hard to determine, when they are absolutely necessary - for if there is any Room to Insinuate them between the head and the Pelvis - there is room enough to admit the Passage of the Child by Natural Efforts. The Forceps ought not to be used till the Summ in Perinis is formed.

When the Patient is of a Weak Constitution, has been Weakened by previous Hard Labor! The Countenance pale and depressed, a dizziness in the Eyes, the pulse falls and the woman seems to be sinking, and unable to support the Pains, or where the pains are weak and Ineffectual, or are Totally absent after every Support from Cordials & Refreshment produced by Laudanum have failed, the Forceps will do a good Office in assisting - Exhausted Nature. they ought to be kept concealed under the clothes, and the Blades covered with Leather to prevent Noise from their sticking Together, and being well Lubricated and warm, are Introduced, Between the Hand and Childs head, till they pass the Ears, the Blade should be first Introduced on that Side where it is the most difficult, as below the Pubis, before on the Sacrum, when the Ears presents to the Sides of the Pelvis, the Back is the Best Position. I have never seen the Necessaty or Convenience of Tying the Handles after they

are Locked. When some Insurmountable Obstacle prevents the Head from descending below the Brim, we must Examine to see if the Pelvis is distorted, which unless the distortion be very great, is not an easy matter. - Indurated Fuis in the Bellow, sometimes are an Obstacle, these may be felt through the Vagina, and must be Evacuated. If Urine in the Bladder be the Cause, this must be drawn off, when every Obstruction that can be discovered and Removed has been Removed, and the Head is still Immovably fixed at the Brim, we have Only to wait for the pains to produce their effect, untill all our artificial means can no longer prevent the patient from sinking. - Our Object is, to save mother and Child if Passable, when the Latter is Impossible, we must save the Mother by diminishing the Head of the Child, this is performed by the Scissors, and when a perforation sufficiently large is made at the Fontanelle, or Opening at the Occiput, -

22. The Brane is Extracted by the Hand, the descent of the Head is Rendered easier by the Cranium Collapsing, and is assisted by the Crochet and fingers. The Head being protruded, the rest of the Child seldom creates much difficulty.

Uriah Derickson
Ejus Liber, April 7th 1798.

N.B. if one arm is born, the waters evacuated, the Womb Contracted and the pains exhausted; the best mode of Proceeding is to stand the Woman on her head, and by this means the Arm may be pushed up and the feet brought down with ease. —

Doctor Sympie Blew a Child three Months old,
three times in one Day, in the Symonchies Practicis;
& gave it twenty Grains of Calomel, & cured it. —
He also took between 90 & 100 Surveys of Wood at one
Banding from Doctor Jeweis in a field of Chesham,

1800, Saylor, Obstructed Spleen, - aque cake, -
Feb 12th Purge jalap & Calomel, friction on the part.
for half an hour twice a day, Calomel gr. 1 morning &
night, - - - - -
15. Bleed ʒj & Continue Calomel, - - - - -
19. Bleed ʒj, Cantor Bic ʒj & Stop the Calomel, - - -
26 Continue the Aterous Powders, without Calomel,

Schrophula,

Feb. 26th This was cured by Repeated Bloodletting,
Purging, Scaudect, dressings of simp: Cerate, and
the frequent Application of Caustics to the Ulcers.

1800

Hydrocele

" 2

Jan 15th The Tumor was punctured with a Lancet anteriorly and a cannula introduced the water drawn off and a small quantity of Wine Injected, which excited Inflammation & an adhesion of the sac and a Radical Cure,

Precipite Ruber $\frac{1}{2}$ grain a day will Salivate when all other preparations of mercury have failed,
16 times a day may be given,

When a Bleeding of the Gt. Intestine is brought on by Salivation an Infusion of Peruv. Bark is the best Remedy to stop it.

Doct^r Whistler mentions a Case of Diabetes, in which the Patient voided several Gallons of Urine in a Day, that he Cured by first depleting till the Patient was a mere Skeleton, and then giving Allum in small & Repeated Doses.

Feb 10th Admitted into the Hospital a man that fell from Morris Building & fractured and Dislocated one or two of the Vertebrae of the Back which produced a Compression of the Spinal marrow and loss of sense in all the parts below, had the Compression been above the origin of the Phrenic Nerve Death would have been the Immediate Consequence from the Diaphragm ceasing to act.

Prescription, Bleed, keep the Bowels open with gentle laxatives & draw off the Urine 3 times a day with the Catheter.

15 Continue, & Give Nitre & Calomel to effect the Gt. Intestine.

19 Continue, - - - - -

23 Continue, - - - - -

25 Died. - - - - -

January 1st 1800
Admitted into the Pennsylvania Hospital
a Lady from Maryland affected with the Stone
Wh^{ch} was operated upon by D^r Physic, the Stone -
was found seated in the Prostate gland with one end
looking into the Bladder, the Stone weighed $1\frac{1}{2}$ 2 drs 49 grs
25 Lbs, Upon Dissection the whole pelvis was found
in a state of gangrene & the Sains up to the -
Kidneys, the Kidneys were bags of pure Pus
and the Ureters stop^d up with matter, While the
Urine flowed from the Wound in a pure state
till his death, this shews how little the Nature
of secretion is yet understood, will not this
prove the Conjecture of some Physiologists, who
suppose the Urine has some other rout to the
Bladder than by the Ureters? may not the bladder
have a power within itself of absorbing Urine?
The Doctor supposes that Inflammation &
Mortification proceeded from a peculiar -

Irritability of the system, that some People
are affected with, as all means were taken
to prevent it, he mentions a Lady in Pine
Street that pierced her finger with a Needle,
Inflammation took place and extended up her arm
to her shoulder, then mortification and a loss of
several of the falanges of the fingers, this all
proceeded from that peculiar Irritability of the
system, which some People are possessed of

January 25th White Swelling of the Knee,
Prescription, Caustics to each side of the joint,
30, keep the Caustics Rening, - - - - -

1800.

January 25th: Anchylosis of the Elbow joint
Rub the arm three times a — from a Rigidity
day for half an hour at the Time of the Muscles
with Neatsfoot Oil, & work the joint, Repeatedly.
after this I think the warm Bath may be Usefull.

Schirrous Epididimus,

Feb 1. Blister the Testicle,
5 apply Milk & Bread poultice to the Testicle,
15 — Discharged.

Varicose Veins & Ulcer on the Leg, —

the Vein was taken up in the ham & the Ulcer
dress'd with simple Cerate, & a Rooler applied from
the ham to the Ankle, the Rooler, Cerate & Caustic to
the Ulcer was persisted in till a Cure was performed,
with Bloodletting & a low diet.

1800. Eruptions on the Leg,

Jan 5th Bleed, Purge Jalap & Calomel x & x.
apply Seawater to the eruptions & a Rooler,
10. apply Bran Poultice made up with Vinegar,
15 Continue, —
18 Continue Seawater to the Eruptions & Bandage.
30 do do do do, Bleed & c.

Negro, Gutta Serena,

Feb. 1st Bleed xvij. Jalap & Calomel x & x —
Cup the forehead & Temples & Blister the Neck,
and Repeat Bleeding & purging every day,
8. Blisters all over the Head & Caustics on the frontis
& of Occipitis Under the Blisters to produce Issues,
& Calomel by 2 grs day to excite Salivation, —
12. Caustics to the Temple & over the Eye
15 Continue the Mercury —
19. the aqueous humour was let out by puncturing the Eye.
26. — — — — —

Miss Sweedy, fever accompanied
 with Billious symptoms & Immobility of
 1800 the Lower Limbs. She has been Bled 4 Times
 Jan 7. Admitted into the Hospital, Pulse low,
 Prescription, Purge, $\frac{zj}{ss}$ Rhubarb $\mathcal{Q} \times$ Calomel, -
 11. Bled viij Blisters to the wrists, - - -
 13 Cured, - - - - -
 22. pain in the Bones returned, Blisters to the Ancles.
 25. Elix. vitriol gutt xxx every Hour, & take Columbia
 Root \mathcal{ss} Boiling water on pint mix & give two
 Spoonfull every two hours,
 28. Omit Columbia Root & vitriol,
 Feb. 1. give Mine, - - - - -
 15 Rheumatic pains still continue - - -
 Give the Vol. Tincture of Guaiac - - -
 19 Continue, - - - - -
 23 Continue the Vol. Tinct. of Gum Guaiac, - - -
 26 Cured, - - - - -

Negro, with the Gaws, - - - - -
 1800 January 15th, Bled $\frac{z}{ij}$, Nitre $\frac{z}{2}$, Calomel $\mathcal{Q} \times$,
 Tartar Emetic $\mathcal{Q} \times$, divide into 8 powders take three
 - - a Day, & Veg^t Diet. - - - - -
 18. Continue as above & give Wort to Drink. -
 22. Bled $\frac{x}{ij}$ & Continue - - - - -
 25. Continue Calomel, - - - - -
 Feb. 1. Continue - - - - -
 12 Caustics to the Ulcers,
 15 Bled $\frac{x}{ij}$ & Continue Calomel & Caustic, Hospital
 26 Continue, Diet, Physic Not, Prescribing in the.

1800 January 1st

Venerial Disease,

This Patient has had the Disease

Ten Months during which time he says he has been Bled ten times & taken mercury without its affecting his mouth, he is now in a great State of Debility the Tendons of one leg much Contracted and the End of his Penis Mortified.

1800

Jan. 1st

Prescription by Doctor Physic, - 20 gutt. Liq. Vitriol Every two Hours, Columbia Root ℥ss in one pint of water, take one Spoonfull every two Hours, Poultice to the Penis. if the Columbia Root Purges take the Balaustine, or Pomegranate flowers.

4th Smith the Columbia Root. Bleed x℥. take Nitre ℥i. Calomel ℥ss, Sater Emetic ℥ss - mixe, divide into 12 doses, take 3 a Day - vest Diet, Continue poultice with Laudnuminit.

7th add Opium to the Powders ℥ss & Continue, 15th Bleed viij & Continue Pulv, - - -

13 Continue Pulv, & low diet little and often,

25th Continue, the mortification is now Removed and the Penis Resumes a healing appearance, here says the Doctor if I had Continued Bark & Tonicks, the mortification would have Increased. but by

depletion I have Removed it, though the patient was so much Debilitated.

Feb. 1st Bleed viij℥, Simp. Ungt. mixt with Laudnum - applied to the Ulcered Penis,

15 Continue Calomel, & Caustic to the Ulen

26 Continue, - - - this Day Doctor Physic Stops Prescribing in the Pennsylvania Hospital.

* Boy 14 years old Epileptic Fits,
 Dec 13, 1800, Bleed 4x, Purge with Jalap & Calomel
 † - 21st Saccharum Saturni Gr^o 2 twice a day, -
 25 continue the Sac. Saturni, - *fitts stop*
 28th continue as before - 2 Gr^o three times a Day
 1800 Jan 1st continue Sac. Sat. Gr^o 2 three times a Day in Pills.
 4 Bleed 4viii, - continue Sac. Sat.
 7th continue Sac Saturni
 11th continue Sac. Saturni
 15th fitts Returnd, Calomel Gr^o 1 three times a day
 18 continue the Calomel, in Order to Salivate
 22 continue Calomel & Blisters to his Ancles, -
 25th continue Calomel, the fitts are suspended,
 Feb 1. Continue, a new action is Produced by the etherury
 11 and has over Come the action of the disease,
 8 Stop the Calomel *10th fitts Returnd,*
 12th Purge & begin with Calomel as before
 15 continue,
 19 continue Calomel.
 23 Mandages to his Extremities, these act as a Tonic by
 braising up the muscles, & taking off Irritability
 26 fitts suspended, continue the Bandages. -

* This Boy was Cured in this Hospital two years
 ago by large doses of Stramonium, but the
 fitts are now Returnd with double Violence. -
 † The Doctor mentions one Campbell in this City
 that he Cured of Epilepsy by giving Sac. Saturni
 † in Pills of Gr^o 2 three times a Day. -

Girl, Obstructed Menfes,

Dec. 21st 1799. Bleed 4x Purge Jalap & Calomel
 Reg^d Diet, - The Dr^r says by this treatment
 he generally Cures obstructed Menfes, instead of
 Stimulants and Tonics as is generally Recommended;
 or at least Depletion should be first Employed.

1800
 Jan 1.

† Note during Campbells taking the Sac. Sat.
 a violent Pain in the Stomach & Bowels Come on
 which the Doctor supposes proceeds from a Translation
 of the Fitts to the Bowels, Rather than to the Sac.
 Saturni, It was Cured by 3 Bleedings and
 several Purses. - R. Sal. Glob. ʒi. Cream of Tartar ʒ2.
 Infuse in a pint of Boiling water. R. 1 Tea Cup every 4 Hours, till
 it operates. -

Nov^r 30th 1799. - A Printer, Name Rudy,
 Chronic Palsy - a Paralysis of the Hands or
 brought on by the Lead in the Types.

Remedy, To keep his Hand in warm water 2 -
 Hours twice a day, & friction

- Dec^r 3. Continue as above
 6. Continue as above & apply moderate
 Extention to the Contracted Fingers,
 11. Continue the Extention,
 21. Continue Bath, friction, & Extention as before.

- 1800 25. Continue as above - - - - -
 January 1st. Continue - - - - -
 7. Continue - - - - -
 13. Continue - - - - -
 22. Continue - - - - -
 Feb. - 12. Continue as before - - - - -

Intermittent Fever,

Dec^r 21st 1799, bleed 1/2 x. Purge with Castor Oil, &
 give the Antimonial Pule;
 and in a day or two apply Blisters to his Anus -
 here gentlemen says the Doctor, if I prescribe Bark,
 I shall prescribe to the Name of the Disease, and not
 to the state of the system. Note, the Pulse was Synocoid.

25. apply Blisters to his Anus, & Bitter Infusion of -
 Camomile Tea for his Drinks

- 1800 28. To take the Bark Infusion ^{dose of Jalap & Calomet}
 Jan 1. Continue the Bark - - - - -
 4. give the Bark in substance - - - - -
 7. Blister to the Neck, purge every other Day
 11. Continue Bark & Fluxions Liniment - - -
 15. Continue - - - - -
 18. Cured

Feb. 5th Discharged

A Salivation may often be excited (when other ways have failed)
 by applying mercurial Ointment in sacks to the soles of the
 feet, - Spreading the Mngt. on Leather or Old Hat & applying it,

Nov 16th 1799 Cadiah Sandoro

from the Banks of Schuylkill, Intermittent
Fever Complicated with Mania

Bleed to ʒviij, Tartar Emetic Gr. ij & Jalap
Gr. x. Pills to morrow & ant. Pule

20 Continue the Anti Pule,

23 warm Bath & more generous Diet

A.B. Stimulants were ordered too soon,

27 Omit the Bath

30 Bleed to ʒviij, Calomel Gr. ii at Night

Pillsters to his Pists.

Dec 3 Continue the Calomel

6 Bleed viii Continue the Calomel

11 Continue the Calomel,

18 Omit the Calomel

21 Cured.

25 Discharged

Nov 30th 1799 Saylor
Phtisis Pulmonalis

^{3rd Stage}

Bleed to ʒx Anti. Pule. 3 times a Day

Flax Seed or Bran Tea, Pillsters to his Side,

Dec 3, Bleed ʒviij, Continue the Pule,

Veget Diet, Astmatic Elix & Gutt,
every night

6 Continue the Anti. Pule & Paragoric

11 Bleed ʒij & Continue as before,

21 Bleed ʒvi, Opium Gr 2 at Night, & cont. Pule.

25 Continue the Opium, & Pule. Omitted.

28 Nourishing Diet as fat meat & Oysters, opium as
before & a Farr pill morning Noon & Night.

1800 Jan 1st Continue

4th increase the opium to Gr. 4, & Continue as before

7 increase the Opium to Gr. 5, at Night, & Continue,
omit Farr pills.

11 Opium Gr 6 at Night, oil of amber 6 Gutt 3 times a day

15 Opium Gr 2 morning noon & 5 at eight

18 Opium Gr 3 morning noon & 6 at eight, as a Tonic,

22 Continue - 25th Medary wine lss, Milk th. Soap
sugar ʒij three times a day as Common Aliment.

Feb. 1st Brandy & water, one quart a day if he can drink it
Feb 5th Died.

Nov 2nd 1799.

Samuel Walker Venereal Disease

Cicuta Gr. v. every Hour in the Day
Tepid Bath. Salt in it afterwards
The Cold Bath. Cort. Peruv. ζ ss every 2 Hours

6. To take Conos. sub. Gr. $\frac{1}{4}$ every Night -
Continue the above medicine

9. Increase the Cicuta, To Drink Wart.

Dec 3. Continue the above medicine -

6. ^{and} Hot & Cold Bath & Continue as before,
Caustic to the Ulcers.

11. Continue Tepid Bath with salt in it. ^{Some pecks,}
& Cicuta. Corrosiv. sub. Caustic &c, as before.

21. Continue as before

1800 25. Continue as above

Jan - 1. Continue - - -

* 7. omit the Mercury, on acct of the Ulcer growing worse

14. Continue Mark, & the Caustic to the Ulcers. -

18. omit the Mark, & Continue Cicuta, Bath & Lapis septicus

22. Bleed off. - 25. ^{the} Meginas at first with Cicuta, Mark

& Corrosive. Sublimat. &c. 30 Continue, Feb 12th Continue -

* NB. if the Ulcers grow worse immediately stop the Salivation.

Nov 6th 1799. & further Devine

Inflammation in the Chriftiline
Humour of the Eye, -

Bleed to \times vi $\frac{1}{2}$. purge, Cup & Plistered

9. Bleed & Purge - - -

13. Bleed every day & Purge - - -

16. Bleed, Cup, Purge Plisters & Salivation

20. Take Laud. ζ ss Water w^{th} Vitriol Gr. iii

& Sac. Saturni Gr. v. mixe & wash the Eye

Apply Caustics to the back of his Ears -

23. apply Ungt. Citrin to his Eyes - - -

Dec 3. Continue the above medicine -

6. Continue as above - - -

and apply a Plister from one Temple to
the other over the fore part of the Head.

11. Plister back of the Neck - - -

21. Continue as above - - -

25. apply Cupping glasses to his Temples, and a -

1800 Plister over the whole of his forehead Temples & Cheeks.

January 25th Bleed \times z. - Confine to a dark Room,

Feb 12th Citre Gr. 20 & Sac. Saturn Gr. 20 day & Plisters, Plister

19 Continue Nitro & Sac. sat. - 26 Continue,

Method of treating the Tinea or Bald Heads
 after cutting off the hair the Excrescences were softened
 with Nutritum & Hogstard, and Removed, the Head
 was covered with small Slips of thin Leather spread
 about one Line in thickness with a solution of
 Gum Ammoniac in Vinegar, Boiled to the Consistence
 of a plaster, the whole was Retained on by a cap.
 at the end of six weeks the plaster was taken off and
 the Head found perfectly cured. — M^r Rousemont
 has three times employed this method and with the
 most complete success — This a memoir, presented
 to the Royal Academy of Sciences at Göttingen
 on the subject of tinea.

“ “ “ “ “ “ “ “

John Bryan — venerab. Mer. thetrea
 Prescription, C. Sub. Sol. Mer. Internally.

Michael Fenner — Mer
 Nitric Acid etc

Isaac Conway, venerab. Mer. groin
 Prescription, — Nitric Acid,

A Second mode of treating the Tinea —
 give Mercury Internally so as to Produce a
 slight degree of salivation and persist in this
 during the Cure, & wash the Head three or four
 times a day with a solution of Corrosive Subl:
 in vinegar & Water, & put a Seton in the
 Neck, & cure will be performed in twelve —
 weeks or sooner.

Philadelphia Hospital
 Practice, Doctors, Rush & Physic.

Nov: 12th 1799.

“ “ “ “ “ “ “ “

Simon Bailey, General Dropsy

1799 Jan. 30. Jalap Gr. xv. Calomel Gr. x to day
Puls. Antimony 3 times a day

Feb. 2. Jalap Gr. xv. Calomel x to be repeated
Continue pulv. antimony

6. Bled to $\frac{1}{2}$ x take purge

9. Bled to $\frac{1}{2}$ viij pulv. antimony every
2 Hours Blister to the Wrist.

(Died)

Peter McGregor, Intermittent,

1799

Jan 6. Bled to $\frac{1}{2}$ x pulv. antimony 3 times a day

9. Bled Continue pulv. antimony

" " "

Observations on the treatment of Zona or
Shingles, with Cases - By Mr. Dequise -
Surgeon to the Hospital La Charitee at Charantons.
When the patient was admitted the pulse was hard the
mouth bitter, the Tongue moist & furred, the first day
a weak solution of Elderflower was ordered for a
Drink, and Compresses dipt in the same Liqueur
to be applied to the part. The next day 3 grains of
Sai. Emetic was ordered dissolved in a pint of water
and taken at 3 different times the Redness and
pain sensibly diminished, as soon as this Remedy
had produced its Effect, small eschar dressed with
Styrac. Ungt. the patient purged twice, Left the
Hospital Cured in 16 Days after his admission
2 Cases treated in the same manner

Rosanna Doran, Venereal Eruption
Prescription, - Sulp. Mg^t. mer. Internally

Gonorrhoea.
Prescription, - anti. Puls.

1798 William Barker Rheumatism, —

Nov^r 28. Calomel Gr. ij twice a day - Vol. Tinc. Guai.
twice or three times a day, one Spoonfull a dose
Dec^r 1st Continue Calomel & Tincture, —
8 Omit the mer. continue the Tincture
12 Continue the Tincture
15 Do. - 22. Do.
29. Warm Bath & Tincture
Jan 2. Continue Bath & Tincture
5 Do. — Do. — Do.

John Allen Sinus Ulcer Leg.

Nov^r 10 Lint to be introduced into the Sinus
14 continue the Lint
17 To be dressed with the Lint,
(Amputated)

Charles Wilkmon Swelled Knee

Jan 16. Scarify and Apply cupping glasses
17 Emolent Poultice

Andrew Shankland, Palsey.

1792
Nov^r 17 To be Bled ℥xij, purge Jalap & Calomel
21 To Do. — Do. — Do.
24 To take the Antimonial pulv three
times a day, — — — — —
28. Continue the powders

Dec^r 1st Continue the Powder. to be Rub'd with
flannel twice a day for Half an Hour
8. Continue the friction. — — — — —
12 Bath his arm — — — — —
15 Vol Tinc. Guaiac. a teaspoonfull three
a day — — — — —
19 Continue the tincture. & Bath to arm
22 cont. Tinc. Tric. & Bathing — — — — —
29. Continue Friction with Volatile —
Liniment & Tincture Guaiac.

Hugh Keen Hydrocele Dr. Physic

Dec. 6. apply snow to his testicles 6 times a day
take to morrow Jalap ʒi Cal. Gr. x
22 bleed and purge - continue the
Cataplasme to the scrotum
29 continue the Application of cold water
Discharged.

Structure in the Urethra. Dr. Physic

Dec. 19 Uva Ursi. salt ʒij aqua common
ʒiv fiat Infus. take Spoonfull 4 or 5 times
a Day -

22 Bougie with Lunar Caustic -

Jan. 5 To introduce the Bougie

9 introduce the Bougie daily

16 Uva Ursi ʒss. sal. Tar. ʒij aqua
Comunis ʒi mak Infus. take as
the last -

Mr. Clardy - Uler Leg.

Nov. 30 Calomel Gr i night & morning, continue
Emolient poultice -

Dec. 8 apply common Dressings -

12 Lunar Caustic to Uler -

Jan. 5. continue the Caustic. -

Fractured Clavicle

Nov. 8 bleed xij, Dec. 1st Do ʒvi, arm and
Shoulder Rubd with Volatile Linament.

Charles Brown — Rheumatism —

Dec. 27 Bleed $\frac{1}{2}x$ anti. Pulv. twice a day

29. Bleed $\frac{1}{2}x$ Ditto — Blisters to his wrists

Jan 2 Continue the pulv. —

5 Con. the pulv. and Blisters to his Ancles.

9 Col. Fine. Gau. a Teaspoonfull twice a Day

16 Continue the tincture of Gua —

Black Boy — Epilepsy.

Dec. 15. Bleed $\frac{1}{2}vi$. purge to morrow, & Repeat in two day —

19 Bleed again the same quantity —
Blisters to his neck —

22 Calomel $gr. i$. po Day apply mer. Ointment to his thighs twice a day $\frac{1}{2}ij$

26 Continue the Ointment

29 Continue the mer. Bleed $\frac{1}{2}vi$

Jan. 2 Continue the friction —

5 Do — Do —

16 Do — Do —

1798 Edward Robinson — Deafness —

Dec. 8. Bleed $\frac{1}{2}xij$ Calomel & Jalap Blisters to his Neck —

12 Syringe his ears, push a small quantity of salt into his ears — — —

15 Continue the salt; Bleed $\frac{1}{2}x$ —

19. Bleed $\frac{1}{2}x$ Calomel & Jalap — —

22 Bleed $\frac{1}{2}x$ purge to morrow —

26 Do Do — Blisters behind his Ears

Ligatures to his Arms — — —

1799 29 Eat no Animal Food Bleed $\frac{1}{2}x$.

Jan 2 Bleed $\frac{1}{2}viii$ Blisters to Neck

5. Antimonial Pulv three a Day

9 Bleed $\frac{1}{2}x$ purge tomorrow —

12 Bleed $\frac{1}{2}viii$ Blister neck —

1798 Capt. Pierson from Carolina. Mania
 Dec. 22. Bleed $\times ij \frac{1}{2}$ if necessary to morrow and next
 Day - to take a purge & in a few days to have
 Blisters to his Ancles

26. Bleed again to $\frac{1}{2} \times$ purge as above

29. Pule Antimony 2 or 3 times a day

Jan 2 Ditto - - - - -

5 Bleed to $\frac{1}{2} \times$ & continue the powders

8 Bleed & purge - - - - - willi

1799 Richard Herson Intermittent Fever -

Jan 5 Calomel & Galap. Blisters to his Wrist.

9 Teaspoonfull of Bark every hour with Gr. ij Rhei

12 Calomel gr. ij twice a Day -

16 Continue pills. Blisters to Ancles and
 Glyster every night

19. Blisters to his Ancles continue the Pills

23 Wine of Steel and Bark twice a Day

Engelhart, Leprosy

1799 Jan. 2 Bleed $\frac{1}{2} \times$ purge to morrow
 5 Do Do - - - - -

Veg. Diet - - - - -

9 Bleed to $\frac{1}{2} \times$

12 to take antimonical pule 4 times
 - in the day - - - - -

16 Continue the powders -

Corros. Sub $\frac{1}{2}$ in a pint of water
 wash hands & arms twice a day.

19 $\frac{1}{2}$ ij corrosive Sub. to water use twice
 in day. Omit Pule. Cal. gr. ij -

Opii Grs at Night - - - - -

23 Bleed $\frac{1}{2} \times$ Omit the wash - to rub
 his whole Body with calomel once

per Day - - - - - after this

a salivation was raised; & continued for some time, and
 then the $\frac{1}{40}$ of a grain of Arsenic was given 3 times a day.

The Leprosy in Syria is cured by first Bleeding to Reduce
 the Body to the Power of Stimuli and Tonics,
 they then give Arsenic & Black pepper. S

Arsenic is given also Inter-
 nally in the Cur of Cancer
 with great success.

the Whittow is kept in its progress by immersing the finger in boiling water
 blistering the finger says Dr. Whittow or else let it separate which it will do
 about six days then lay the finger then to the tendon, and treat it with
 robust Practices.

Panais or Whittow *
 Le Fran has 4 Species
 1 Erysipelous, — 278
 2 Phlegmonous, —
 3 Seated below the tendinous sheath
 4 In the pericostium or Bone

Pulv. Antimony of Dr. Rush
 or Pulv. Nivata composita
 R. Emetic Tar. Grs — 3
 Nitro. pur. ℥ij —
 Dulce mer. Grs v.
 mix divide in 12 parts take one every hour —

Creticum guleps
 Creta prepp. —
 Gum arabac — — — 120
 Leadum — — —

Phila^a Hospital Practice

Doctors Rush & Physic.
 Dec 28th 1798. " " "

Dr. Rush

William Lewis Mania, —
 1798, Dec 28th bleed & purge blisters to his ancle
 12 apply mer. frict. to his blisters — ij ℥ss
 Calomel Night & morning — — —
 15 Repeat the blisters — — —
 19 Continue the Calomel — — —
 22 Continue the Calomel — — —
 26 Mer. Friction to his thighs ℥ss twice a-
 day — to Use the warm Bath —
 29 Continue the mer. Friction
 Jan. 2. continue mer. friction & Bath
 to take ℥ss^{mark} & Gr. x Steel twice a Day
 5 To take the Creticum guleps
 9 To Do — — —

