

# About Temple University's Upgrade to Blackboard 9.1

Peter Hanley

Manager, Instructional Support Center



# About TU's Bb 8.5 installation

## **Bb Suite**

- Learn
- Community
- Content
- Outcomes

## **WebDrive**

## **Building Blocks**

- Campus Pack
- Wimba
- SafeAssign
- Sign-Up List
- TUCapture



# About TU's Bb 8.5 installation

- Courses = 20,684
- Organizations = 908
- Instructors = 5,316



# About TU's Bb 8.5 installation

- 6 VM application servers
- F5 load balancer
- SQL 2005 server
- 2 TB SAN



# Why upgrade?

- More “Web 2.0y”
- Positive feedback during beta
- Improved features

## Blackboard 9.1 Release Timeline

January

betabb.temple.edu  
Pilot courses  
Advisory group

April

Load test  
“Coming Soon” tab  
Hands-on training

May 16

Bb9.1 live

March

Bb9 awareness  
Bb 9 demos  
Virtualized app servers  
Bb9.1 released

May 17

Summer I  
Begins

May 15

Grades due  
Began upgrade



S U M M E R 2 0 1 0



# Types of training

- 2-hour hands-on
- 30-minute demonstrations
- One-on-one
- On-your-own
  - 2-minute video clip
  - Tutorials and documentation



## Training







### Bb9: The New Blackboard – A Get-Ready Hands-On Class

**May 24** 2:00–3:30 PM  
TECH Center room 109  
**June 8** 1:30–3:00 PM  
TECH Center room 109  
**June 24** 1:30–3:00 PM  
TECH Center room 109  
**July 14** 1:30–3:00 PM  
TECH Center room 109



Register online at  
<http://seminars.temple.edu>

## Online Tutorials & Webinars




### Basic Topics

-  The Course Environment
-  Add an Item to a Content Area
-  Creating Announcements
-  Create Assignments
-  Edit Course Menu
-  Getting Started with Assignments

### Grade Center

-  Getting Started
-  Adding Columns & Grades

### Advanced Topics


-  Getting Started with Building a Test
-  Getting Started with Groups
-  Creating Groups & Adding Students



TEMPLE UNIVERSITY  
Computer Services



## Blackboard 9: What's New

 Printable Version

### System Wide Improvements

#### New Interface Design

In addition to a new look, advanced user functionality, such as drag and drop, inline editing, and consolidated page layouts result in fewer clicks to navigate through the system and complete tasks.

#### Edit Mode

Edit Mode gives instructors access to menus and buttons used to make changes to Blackboard courses. It toggles on and off. When it is off, instructors see a course as students see the course, and the course cannot be edited. Edit Mode is available in some areas of Blackboard version 8, but it is much more prominent in version 9.

#### Inline Confirmations



# Demos and training

- 3 Thing You Need to Know
  - Edit Mode
  - Drag & Drop
  - Contextual Menus



## Change of plans

- Big plans early on
- Decided to be more systematic
  - Upgrade application servers to VM on 8.5 (Spring Break)
  - Upgrade to 9.1 (Between Spring and Summer 1)
  - Move to new hardware (Later)



# Upgrade path

1. Take Bb offline
2. Backup
  - a) SQL
  - b) Stop content synch
3. Upgrade to Campus Pack 4
4. Upgrade to 9.1
  - a) Upgrade Bb03
    - a) Install 8.6
    - b) Install 9.1
    - c) Configure
    - d) Test
  - b) Upgrade Bb04, 05 ...
5. Test & configure
6. Go live



# What happened on Monday?

- Quieter than expected
- Some surprises



# ... and on Friday?

## Bowling / Happy Hour

- Our team
- Pilot testers
- Hardware team





## What's next?

- Upgrade to SP3 (planned)
- Upgrade Wimba (planned)
- Move to new hardware (planned)
  - App servers
  - SAN
  - DB server (SQL 2008)





TEMPLE UNIVERSITY  
Computer Services



**Questions?**