

8-9-2013

Beginner's Guide to Colorectal Cancer Research

Kayla M. Walker

Thomas Jefferson University, kayla.walker@jefferson.edu

[Let us know how access to this document benefits you](#)

Follow this and additional works at: <http://jdc.jefferson.edu/summercancerimmunotherapy>Part of the [Medical Immunology Commons](#), and the [Medical Pharmacology Commons](#)

Recommended Citation

Walker, Kayla M., "Beginner's Guide to Colorectal Cancer Research" (2013). *Summer Training Program in Cancer Immunotherapy*. Presentation 10.<http://jdc.jefferson.edu/summercancerimmunotherapy/10>

This Article is brought to you for free and open access by the Jefferson Digital Commons. The Jefferson Digital Commons is a service of Thomas Jefferson University's [Center for Teaching and Learning \(CTL\)](#). The Commons is a showcase for Jefferson books and journals, peer-reviewed scholarly publications, unique historical collections from the University archives, and teaching tools. The Jefferson Digital Commons allows researchers and interested readers anywhere in the world to learn about and keep up to date with Jefferson scholarship. This article has been accepted for inclusion in Summer Training Program in Cancer Immunotherapy by an authorized administrator of the Jefferson Digital Commons. For more information, please contact: JeffersonDigitalCommons@jefferson.edu.

Beginner's Guide to Colorectal Cancer Research

Kayla M. Walker

August 8th 2013

The 50/50 Experience

Part One

- Department of Pharmacology & Experimental Therapeutics
 - Division of Biostatistics
- Different Faces of Biostatistics
 - Computer Programming
 - Literature Review

Part Two

- Department of Medical Oncology
 - Division of Population Science
- Behind the Scenes glimpse of Health Care
 - Decision Counseling
 - Exploratory Analyses
 - Generating Hypotheses

Part One

Colorectal Cancer (CRC) Literature Review

Kayla M. Walker

August 8th, 2013

Terry Hyslop, Ph.D, Jocelyn Andrel-Sendecki, MSPH

Division of Biostatistics, Department of Pharmacology and Experimental Therapeutics

Thomas Jefferson University

Motivating Conflicts

- Global obesity epidemic
- Physical activity levels
- Metabolic equivalents (METs)
 - Body position and intensity
 - Scale 1.5-8.0
 - Feasible and inexpensive

Initial Aims

- Colon Cancer study
- Occupation data
- Cancer growth data
- Data cleaning
- Computer programming
- Assign MET values
- Look for trends

Change of Plans

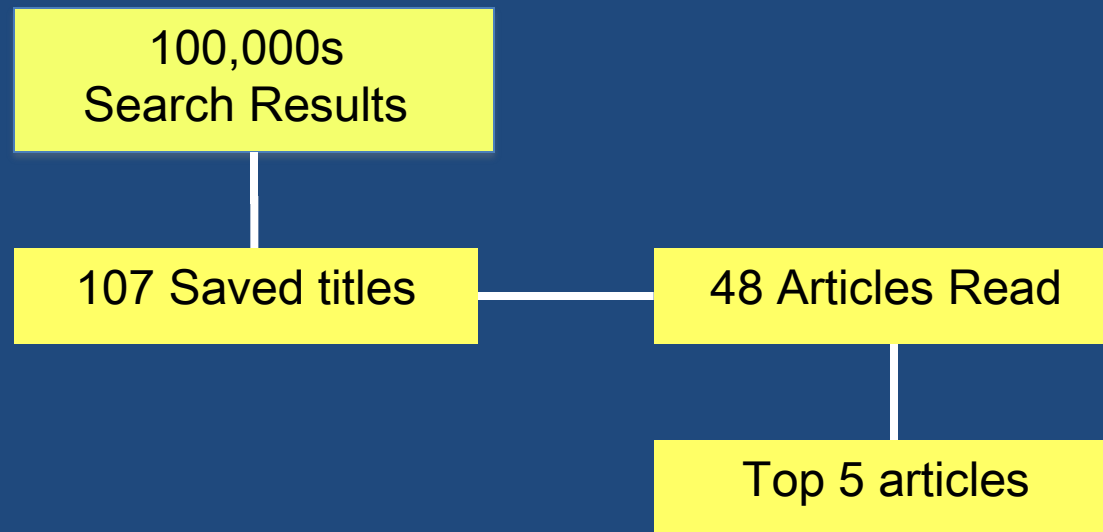


New Aims

- Literature Review
- Obesity across Cultures
- Obesity and Cancer Risk
- Physical Activity and Cancer Risk
- Environmental Factors on Obesity

Process for Literature Review

- Keywords: colorectal cancer, obesity, environment, physical activity, gender, race



- 10 second elevator review – Focus, population and significant results

Obesity and Colorectal Cancer (CRC) Risk in Women (Terry et. al., 2001)

- Focus: Relationships between CRC risk and Body Mass Index (BMI) and Menopause State
- Women, 40-59 years old, Canada, 10.6 years of follow-up
- Results
 - Mean ages of colon and rectal cancer: 59 and 58
 - Obesity in pre-menopausal woman corresponds with a 2-fold increased risk of developing CRC
 - There is no association between obesity and CRC risk and post-menopausal women

Obesity in Youth and Middle Age and Risk of CRC in Men (Marchand, et. al., 1992)

- Focus: Relevance of exposure period to Western Lifestyle on CRC risk
- Assessed effect of body size on CRC risk at 2 different stages
 - Early adulthood
 - Pre-diagnostic years
- Men with CRC, Asian or Caucasian Descent, Hawaii
- Results
 - Obesity in either life period was found to have an increased risk for colon cancer.

Associations of Sedentary Lifestyle, Obesity, Smoking, Alcohol Use, and Diabetes with the Risk of CRC (Marchand, et. al., 1997)

- Focus: Western lifestyle
- Asian and Caucasian immigrants (male and female) with CRC, Hawaii
- Results
 - High caloric intake and little physical activity showed strongest association for increased CRC risk.
 - Tobacco and Alcohol use were both positively associated with CRC risk
 - Individuals with diabetes and frequent constipation were at an elevated risk of developing CRC
 - Time period of exposure to western lifestyle is insignificant

Environmental correlates of adiposity in 9-10 year old children (Harrison, et. al., 2011)

- Focus: Impact of environmental factors on childhood obesity, measured by Fat Mass Index (FMI)
- Children, 9-10 years old, United Kingdom
- Results varied among boys and girls and active and non-active travellers.
 - Better access to healthy food outlets in home environment resulted in lower FMI among active travellers. Better access to unhealthy food outlets resulted in higher FMIs.
 - In school environment, better access to unhealthy food and accessible land resulted in higher FMI
 - Boys with a major road in the home tended to have higher FMI.

Colorectal Cancer Screening Disparities Related to Obesity and Gender (Rosen et. al., 2004)

- Focus: To examine BMI-related disparities between men and women.
- Adults, age 50-80, US + Puerto Rico eligible for CRC screening
- Results
 - Higher BMI was associated with younger age, black race, lower education attainment
 - Individuals less than 65, female, Hispanic, not high school graduates were less likely to receive CRC screening
 - The difference in screening rates among women was entirely attributable to BMI. Morbidly obese women were less likely to be screened than normal weight women.

Summary: Part One

- Cancer is a multi-faceted disease with many different contributing factors
- Articles were all very different
- My research was not confined to one topic
 - Free rein

Questions? Comments?

Part Two

Race and Interest in Genetic and Environmental Risk Assessment

Kayla M. Walker

August 8th, 2013

Ronald E. Myers, Ph.D, Anett Petrich, RN, MSN, Jim Cocroft, MA
Division of Population Science, Department of Medical Oncology
Thomas Jefferson University

Outline

- Colorectal Cancer (CRC)
- Genetic & Environmental Risk Assessment (GERA)
 - Background information
 - Decision Counseling
 - Preference score computation and results
 - Exploratory analyses
 - Results
- Implications of Findings

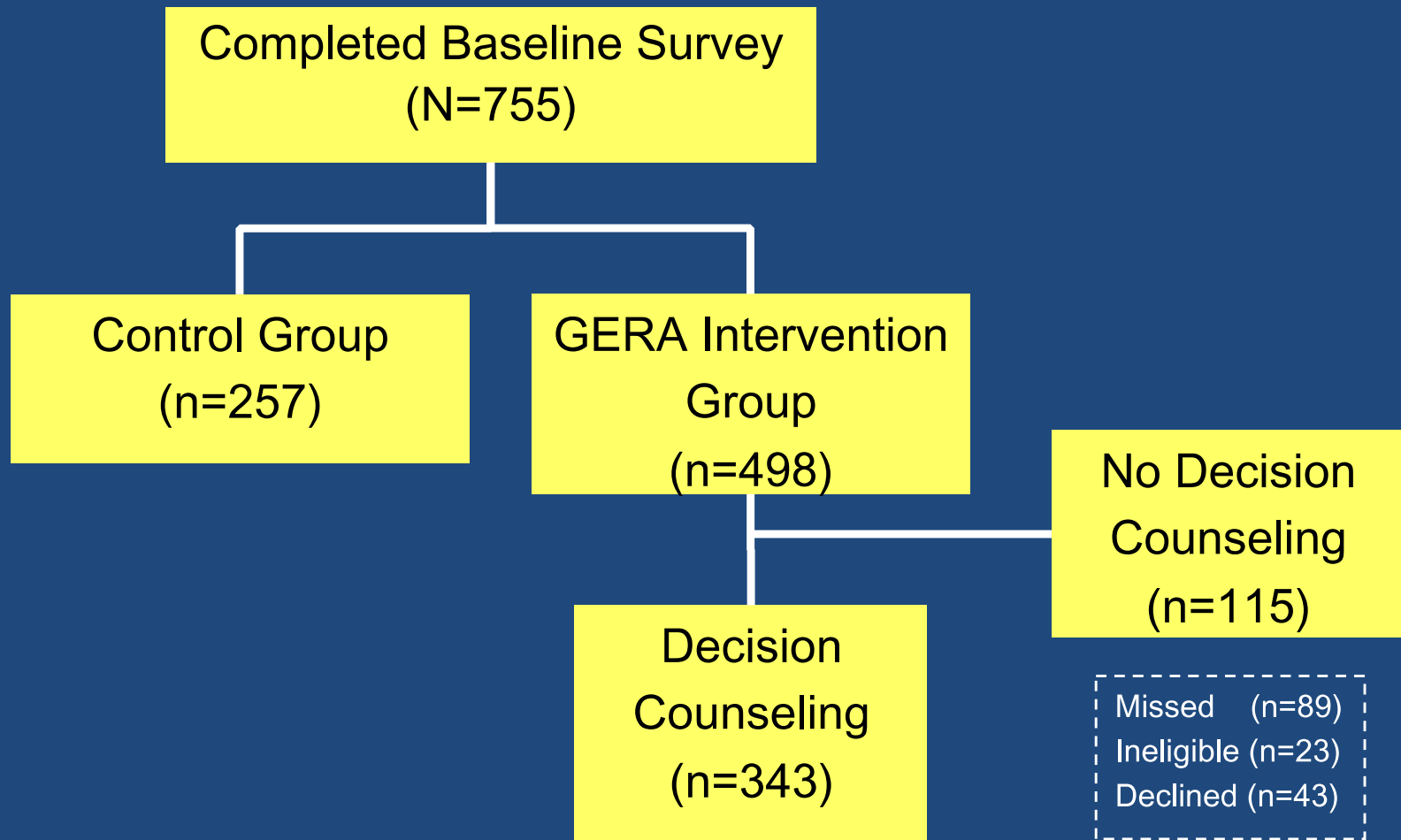
Colorectal Cancer (CRC)

- Third most common cancer
- Third leading cause of cancer death
- Prevention recommendations
 - Age 50-75 at average risk
 - Screening fecal occult blood test (FOBT)
 - Screening endoscopy
- A major public health priority is boosting CRC screening.
- Personalized feedback regarding cancer risk may be the key.

Genetic & Environmental Risk Assessment (GERA)

- Folate is a vitamin that seems to protect some people against colon cancer
- Methylene TetraHydroFolate Reductase (MTHFR)
 - Tell how the body uses folate
- This blood test is one way to determine risk of developing CRC
- GERA vs. screening

Study Design



Study Population and Procedures

- Eligible patients: 50 to 75 years of age and eligible for CRC screening, consented, and completed a baseline survey.
- Control Group:
 - Usual care

Intervention Group: Decision Counseling with Nurse Specialist

- Review GERA brochure
- Identify top decision factors (pros and cons)
- Rank top 3 factors and determine factor weights
- Compute preference score (0.000-1.000)
- Assess agreement with preference measure
- Patients who preferred GERA had blood test to assess their risk

Computing a Decision Preference Score

| Decision Factor Direction and Level of Factor Influence | Score | Score Range | Preference | N | (%) |
|--|-------|----------------|------------|-----|--------|
| Con | | | | | |
| – Overwhelming | 1.9 | 0.000 – 0.333 | High | 1 | (.3) |
| – Very Much | 1.7 | 0.334 - 0.356 | Moderate | --- | (---) |
| – Much | 1.5 | 0.357 - 0.383 | | --- | (---) |
| – Somewhat | 1.3 | 0.384 - 0.416 | Low | --- | (---) |
| – A little | 1.1 | 0.417 - 0.454 | | --- | (---) |
| Neutral | 1.0 | 0.455 - 0.545 | Neutral | 4 | (1.2) |
| Pro | | | | | |
| – A little | 1.1 | 0.546 - 0.583 | Low | 18 | (5.3) |
| – Somewhat | 1.3 | 0.584 - 0.616 | | 19 | (5.6) |
| – Much | 1.5 | 0.617 - 0.643 | Moderate | 60 | (17.5) |
| – Very Much | 1.7 | 0.644 - 0.666 | | 158 | (46.1) |
| – Overwhelming | 1.9 | 0.667 - 1.000 | High | 83 | (24.2) |

Methods: Analysis of GERA Preference

- GERA preference scores for participants in the intervention group were determined (N=343)
- Preference scores were dichotomized as low to moderate (0.000-0.666) versus high (0.667-1.00)

Univariable Analysis of Preference for GERA

| Variable | Low/Mod (n=260) | | High (n=83) | | P-value |
|-----------|--------------------|-------|----------------|-------|---------|
| | n | % | n | % | |
| Race | | | | | 0.0001 |
| White | 165 | 63.95 | 33 | 40.24 | |
| non-White | 93 | 36.05 | 49 | 59.76 | |

Big Question

Why were non-whites more likely to have a strong preference for GERA as compared to whites?

Methods

- Identified independent variables
- Generated frequencies of these variables
- Cross-tabulated each variable with race

Independent Variables

- Sociodemographics
 - Age
 - Gender
 - Marital Status
 - Education
- Decision Counseling Variables
 - Distribution of Decision Factors
 - Influence and Intensity of Primary Pro Decision Factor
- Perceptions/Attitudes*
 - Worries and Concerns
 - Susceptibility
 - Worries/Concerns about susceptibility
 - Social Support and Influence
 - Response Efficacy
 - Salience

*Scales using Likert-type response items (Strongly Disagree=1, Mildly Disagree=2, Not sure=3, Mildly agree=4, Strongly agree=5)

Differences Between Whites and Non-Whites

| Variable | White (n=197) | | Non-White (n=142) | | P-value |
|---------------|------------------|-------|----------------------|-------|----------|
| | n | % | n | % | |
| Age | | | | | 0.0243 |
| 50-59 | 125 | 63.45 | 107 | 75.35 | |
| 60-79 | 72 | 36.55 | 35 | 24.65 | |
| Education | | | | | < 0.0001 |
| ≤ High school | 39 | 19.80 | 54 | 38.03 | |
| > High school | 158 | 80.20 | 88 | 61.97 | |

Differences cont' d

| Variable | White (n=197) | | Non-White (n=142) | | P-value |
|------------------------------------|------------------|-------|----------------------|-------|---------|
| | n | % | n | % | |
| Social Support and Influence | | | | | 0.0240 |
| ≤3 | 34 | 17.26 | 12 | 8.51 | |
| >3 | 163 | 82.74 | 129 | 91.49 | |
| Primary Pro Factor Influence Score | | | | | 0.0035 |
| Overwhelming | 33 | 16.75 | 49 | 34.51 | |
| Very Much | 129 | 65.48 | 68 | 47.89 | |
| Much | 21 | 10.66 | 15 | 10.56 | |
| Some | 10 | 5.08 | 7 | 4.93 | |
| A Little | 4 | 2.03 | 3 | 2.11 | |

Differences cont'd

| Variable | Mean | Standard Deviation | P-value |
|----------------------------|------|--------------------|---------|
| Worry about Susceptibility | | | 0.0434 |
| Whites | 2.70 | 0.86 | |
| Non-Whites | 2.89 | 0.88 | |

Summary

- Non-whites were younger than whites.
- Non-whites had less formal education than whites.
- Non-whites had higher social support and influence favoring colorectal screening.
- Non-whites had stronger primary pro factor influence scores than whites.
- Non-whites were more worried about their susceptibility to colorectal cancer than whites.

Bridge to Colon Cancer Vaccine (CCV) Trial

| Variable | White (n=27) | | Non-White (n=23) | |
|---------------------------|-----------------|-------|---------------------|-------|
| | n | % | n | % |
| Interest in Participation | | | | |
| Yes | 9 | 33.33 | 12 | 52.17 |
| No/Unsure | 18 | 66.67 | 11 | 47.82 |

- Decision Counseling
- Hypotheses generated can be tested

Acknowledgements

- Ronald E. Myers, Ph.D
- Anett Petrich, RN, MSN
- Jim Cocroft, MA
- Terry Hyslop, Ph.D
- Jocelyn Andrel-Sendecki, MSPH
- Scott Waldman, MD, Ph.D
- Joy Soleiman, MPA

References

- Harrison, Flo, et al. "Environmental Correlates of Adiposity in 9–10 Year Old Children: Considering Home and School Neighbourhoods and Routes to School." *Social science & medicine* 72.9 (2011): 1411-9. Web.
- Le Marchand, Loïc, Lynne R. Wilkens, and Ming-Pi Mi. "Obesity in Youth and Middle Age and Risk of Colorectal Cancer in Men." *Cancer Causes & Control* 3.4 (1992): 349-54. Web.
- McTiernan, A. "Intervention Studies in Exercise and Cancer Prevention." *Medicine and science in sports and exercise* 35.11 (2003): 1841-5. Web.
- Moghaddam, Alireza Ansary, Mark Woodward, and Rachel Huxley. "Obesity and Risk of Colorectal Cancer: A Meta-Analysis of 31 Studies with 70,000 Events." *Cancer Epidemiology Biomarkers & Prevention* 16.12 (2007): 2533-47. Web.
- Myers, Ronald E. "Decision Counseling in Cancer Prevention and Control." *Health psychology* 24.4, suppl (2005): S71; S71,S77; S77. Web.

References

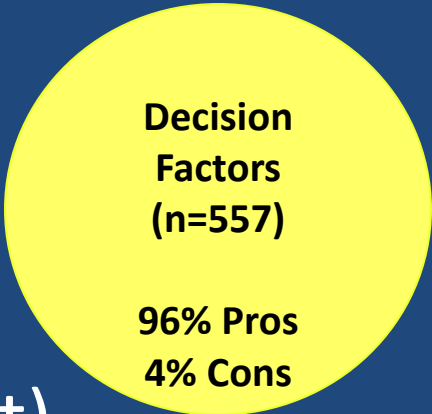
- Nilsen, TI Lund, and Lars J. Vatten. "Prospective Study of Colorectal Cancer Risk and Physical Activity, Diabetes, Blood Glucose and BMI: Exploring the Hyperinsulinaemia Hypothesis." *British journal of cancer* 84.3 (2001): 417. Web.
- Pischon, Tobias, Ute Nothlings, and Heiner Boeing. "Obesity and Cancer." *Proceedings of the Nutrition Society* 67.2 (2008): 128-45. Web.
- Rosen, Allison B., and Eric C. Schneider. "Colorectal Cancer Screening Disparities Related to Obesity and Gender." *Journal of General Internal Medicine* 19.4 (2004a): 332-8. Web.
- ---. "Colorectal Cancer Screening Disparities Related to Obesity and Gender." *Journal of General Internal Medicine* 19.4 (2004b): 332-8. Web.
- Silveira, E. M., et al. "Acute Exercise Stimulates Macrophage Function: Possible Role of NF-kappaB Pathways." *Cell biochemistry and function* 25.1 (2007): 63-73. Web.

Thank you!
Questions? Comments?

Participants and Decision Factors

- Pros (Altruism, Knowledge, Worry, Convenience)

- “The test will help make find out what I can do to prevent colon cancer.”
- “I want to contribute to science.”
- “A blood test is a quick, and painless, safe .”
- “It makes sense. I'm concerned about my health.”



**Decision
Factors
(n=557)**

**96% Pros
4% Cons**

- Cons (Fear, Worry, Trust, Discomfort)

- “I'm afraid of finding out I'm at higher risk.”
- “I don't like blood tests.”
- “I'm worried about ulterior motives of research institutions.”
- “I'm concerned about my privacy.”

Likert Scale

1 Strongly
Disagree



2 Disagree



3 Neither Agree
nor Disagree



4 Agree



5 Strongly
Agree



Decision Counseling

- Health care provider-patient relationship
- Encourages patients to identify their personal feelings toward the decision at hand
- Includes various factors that affect one's decision and weighs their importance
 - Demographic background
 - Medical history
 - Social support
- Preference Clarification